


NT270 SERIES



NT270 series tunable laser systems integrates into a single compact housing a nanosecond Optical Parametric Oscillator (OPO) and Diode-Pumped Solid-State (DPSS) Q-switched pump laser.

Diode pumping enables fast data acquisition at high pulse repetition rates up to 1 kHz while avoiding frequent flashlamp changes that are common when flashlamp pumped lasers are used.

The pump lasers do not require water for cooling, thus further reducing running and maintenance costs.

All lasers feature motorized tuning across the specified tuning range. The output wavelength can be set from control pad with backlit display that is easy to read even while wearing laser safety glasses. Alternatively, the laser can be controlled also from personal computer through USB (RS-232 is optional) interface using supplied LabVIEW™ drivers.

High conversion efficiency, stable output, easy maintenance and compact size make our systems excellent choice for many applications.

Tunable Wavelength NIR-IR Range DPSS Lasers

FEATURES

- ▶ Integrates DPSS pump laser and OPO into single housing
- ▶ Separate output ports for the pump laser and OPO beams
- ▶ OPO output wavelength range from 2500 nm to 12000 nm (depending on model)
- ▶ Narrow linewidth
- ▶ Hands-free tuning
- ▶ <9 ns pulse duration
- ▶ Remote control pad
- ▶ PC control via USB (RS-232 is optional) and LabVIEW™ drivers

APPLICATIONS

- ▶ Scanning Near-field Optical Microscopy (s-SNOM) microscopy
- ▶ Single molecule vibrational spectroscopy
- ▶ IR spectroscopy
- ▶ Gas spectroscopy

NT270 series available models

Model	Features
NT277	High pulse repetition rate OPO producing tunable output in 2500 – 4475 nm spectral range
NT277-XIR	Tunable output from NIR to far-IR range, 2500 nm to 12 000 nm

SPECIFICATIONS ¹⁾



Model	NT277	NT277-XIR
OPO		
Wavelength range		
Idler	2500–4475 nm	2500–4475 nm 4500–12000 nm ²⁾
Pulse energy ³⁾		
Idler	80 µJ at 3000 nm	80 µJ at 3000 nm 20 µJ at 7000 nm
Pulse repetition rate	1000 Hz	
Linewidth ⁴⁾	<10 cm ⁻¹	<12 cm ⁻¹
Tuning resolution ⁵⁾		
Idler	1 cm ⁻¹	
Polarization		
Idler	vertical	horizontal
Typical beam diameter ^{6) 7)}	4 mm	
PUMP LASER		
Pump wavelength	1064 nm	
Max pump pulse energy ⁸⁾	1.9 mJ	
Pulse duration ⁹⁾	<10 ns	
Beam quality	fit to Gaussian >90%	
Pulse energy stability (StdDev)	<0.5 %	
PHYSICAL CHARACTERISTICS		
Unit size (W × L × H)	305 × 701 × 270 mm	
Power supply size (W × L × H)	365 × 395 × 290 mm	
Umbilical length	2.5 m	
OPERATING REQUIREMENTS		
Cooling	air	
Room temperature	18–27 °C	
Relative humidity	20–80 % (non-condensing)	
Power requirements	90–240 V AC, single phase 50/60 Hz	
Power consumption	< 0.5 kVA	

¹⁾ Due to continuous improvement, all specifications are subject to change. Parameters marked typical are illustrative; they are indications of typical performance and will vary with each unit we manufacture. Unless stated otherwise all specifications are measured at 3000 nm for NT277, NT277-XIR unit and at 7000 nm for NT277-XIR units and for basic system without options.

²⁾ Available wavelength range. Custom tuning ranges are available.

³⁾ Inquire about tuning curves for typical outputs at other wavelengths.

⁴⁾ Higher energy 10 – 150 cm⁻¹ option is available for 2500 – 4475 nm tuning range.

⁵⁾ For manual input from PC. When wavelength is controlled from keypad, tuning resolution is 1 nm.

⁶⁾ Measured at the wavelength indicated in the “Pulse energy” specification row.

⁷⁾ Beam diameter is measured at the 1/e² level at the laser output and can vary depending on the pump pulse energy.

⁸⁾ The laser max pulse energy will be optimized for best OPO performance. The actual pump laser output can vary with each unit we manufacture.

⁹⁾ Measured at FWHM level with photodiode featuring 1 ns rise time and 300 MHz bandwidth oscilloscope.



Femtosecond Lasers

Picosecond Lasers

Picosecond Tunable Systems

Nanosecond Lasers

Nanosecond Tunable Lasers

High Energy Lasers

Other Ekspla Products

PERFORMANCE

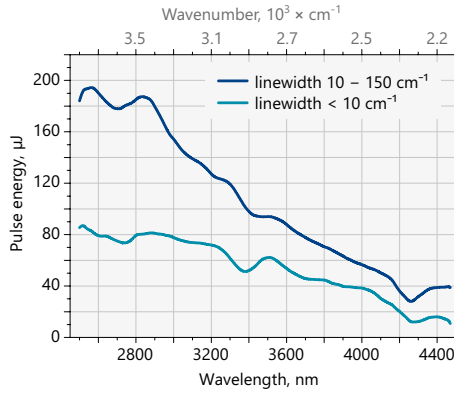


Fig 1. Typical output pulse energy of the NT277 and NT277-XIR tunable laser

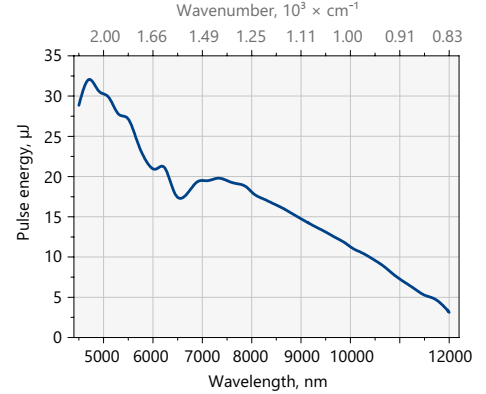


Fig 2. Typical output pulse energy of the NT277-XIR tunable laser

ORDERING INFORMATION

Note: Laser must be connected to the mains electricity all the time. If there will be no mains electricity for longer than 1 hour then laser (system) needs warm up for a few hours before switching on.

