

# Atlantic

## Materials

- / Various metals
- / Brittle materials including glass, ceramics, sapphire and PCD
- / Silicon, Silicone
- / PET, PP, PI, PTFE, PCB
- / LCD, LED, OLED, microLED display panels
- / Solar cells

## Applications

- / Drilling
- / Cutting
- / Patterning
- / Structuring
- / Ablation
- / Dicing
- / Micromachining
- / LCD, OLED cutting
- / Laser induced forward transfer
- / Sapphire structuring and dicing
- / Ceramics micromachining
- / PCD drilling and tracing
- / Silicon scribing
- / PET, PP, PTFE, Silicone cutting and drilling



Typical view of Atlantic 50-UV18, 80-UV30 laser head with a single 355 nm output

# Industrial High Power Picosecond Lasers

# Atlantic

## High-energy and high-power water-cooled Atlantic series picosecond lasers are designed for a variety of industrial applications.

Suitable for LCD or OLED display cutting and drilling, laser induced forward transfer (LIFT), glass and sapphire processing, micromachining of ultra-hard materials, ablation of metals, cutting and drilling of polymers, silicon scribing, solar cell scribing and many more.

Superior beam quality parameters, maximum available average power (80 W @ IR / 40 W @ VIS / 30 W @ UV), maximum available pulse energy (200  $\mu$ J @ IR / 100  $\mu$ J @ VIS / 75  $\mu$ J @ UV) and maximum pulse repetition rate (up to 1 MHz) are beneficial where high processing quality and high throughput are required.

To tailor laser performance for specific industrial applications, advanced electronics enable external gating (including PSO), synchronization and precise laser triggering as well as instant signal amplitude control.

To maintain reliability and assure long-term stable operation in an industrial environment, optical components are installed in a sealed, robust, precisely machined monolithic aluminum block. Designed for robust, low maintenance operation, Atlantic series lasers offer maximum reliability due to an optimized layout, PC controlled operation, a built-in self-diagnostic system and advanced status reporting.

For industrial high-power UV laser applications, high reliability and low ownership cost of UV components is crucial. To meet these requirements, the optical layouts of Atlantic UV models are optimized for longevity and stable operation in the UV range, resulting in a UV optics lifetime of 8,000 hours.

A unique optional feature of Atlantic high-power lasers is that they can work in both picosecond and nanosecond modes. This 2-in-1 laser solution is beneficial for some materials processing (such as glass or ceramics), where both very high accuracy, low processed surface roughness and high throughput are required at low cost.

## Features

Up to **80 W** at **1064 nm**

Optional **532 nm** and **355 nm** wavelengths (could be all 3 electronically switchable wavelengths)

Up to **1 MHz** repetition rate

Up to **200  $\mu$ J** pulse energy

Short pulse duration **10 ps**

**$M^2 < 1.3$**

Versatile laser control and synchronisation capabilities

Smart triggering for synchronous operation with polygon scanner and PSO

Monolithic, sealed and rugged design

Low ownership cost

Nanosecond pulse duration mode (optional)

At 1064 nm  
80 W  
200  $\mu$ J

At 532 nm  
40 W  
100  $\mu$ J

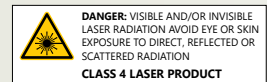
At 355 nm  
30 W  
75  $\mu$ J



Learn more  
about Atlantic  
[www.ekspla.com](http://www.ekspla.com)

# Specifications <sup>1)</sup>

Model	Atlantic 50	Atlantic 80	
<b>General specifications</b>			
Central wavelength	fundamental	1064 nm	
	with 2H option	532 nm (optional 1064 nm output) <sup>2)</sup>	
	with 3H option	355 nm (optional 1064 nm and/or 532 nm outputs) <sup>2)</sup>	
Laser pulse repetition rate (PRR <sub>L</sub> ) range <sup>3)</sup>	300 – 1000 kHz	400 – 1000 kHz	
Pulse repetition rate after frequency divider	PRR = PRR <sub>L</sub> / N, N=1, 2, 3, ... , 1025		
Maximal average output power <sup>4)</sup>	at 1064 nm	50 W	80 W
	at 532 nm	25 W	40 W
	at 355 nm	18 W	30 W
Pulse energy at lowest PRR <sub>L</sub> <sup>4)</sup>	at 1064 nm	165 μJ	200 μJ
	at 532 nm	85 μJ	100 μJ
	at 355 nm	60 μJ	75 μJ
Pulse contrast	at 1064 nm	> 300 : 1	
	at 532 nm	> 500 : 1	
	at 355 nm	> 1000 : 1	
Power long term stability over 8 h (Std. dev.) <sup>5)</sup>	< 1.0 %		
Pulse energy stability (Std. dev.) <sup>6)</sup>	at 1064 nm	< 1.0 %	
	at 532 nm	< 2.0 %	
	at 355 nm	< 2.5 %	
Pulse duration (FWHM) at 1064 nm	10 ± 3 ps		
Polarization	linear, vertical 100 : 1		
M <sup>2</sup>	< 1.3		
Beam circularity, far field	> 0.85		
Beam divergence, full angle	< 1.5 mRad		
Beam pointing stability (pk-to-pk) <sup>7)</sup>	< 50 μRad		
Beam diameter (1/e <sup>2</sup> ) at 50 cm distance from laser aperture	at 1064 nm	1.8 ± 0.3 mm	
	at 532 nm	1.8 ± 0.3 mm	2.2 ± 0.3 mm
	at 355 nm	1.8 ± 0.3 mm	2.0 ± 0.3 mm
Triggering mode	internal / external		
Pulse output control	frequency divider, pulse picker, instant amplitude control, power attenuation		
Control interfaces	keypad / USB / RS232 / LAN		
<b>Operating requirements</b>			
Mains requirements	100–240 V AC, single phase 47–63 Hz		
Maximal power consumption	< 3.1 kW	< 3.5 kW	
Operating ambient temperature	18–27 °C		
Relative humidity	10–80 % (non-condensing)		
Air contamination level	ISO 9 (room air) or better		
<b>Physical characteristics</b>			
Cooling	water		
Laser head size (W × H × L)	single output 1064 nm	396 × 173 × 755 mm	
	single output 355 nm	396 × 173 × 1000 mm	
	3 outputs 1064 / 532 / 355 nm	396 × 173 × 926 mm	
Power supply unit size (W × H × L)	553 × 1019 × 852 mm		
Umbilical length	4 m		
<b>Classification</b>			
Classification according EN60825-1	CLASS 4 laser product		
<p><sup>1)</sup> Due to continuous improvement, all specifications are subject to change without notice. Parameters marked typical are not specifications. They are indications of typical performance and will vary with each unit we manufacture.</p> <p><sup>2)</sup> Can be ordered either in a single output or in 2 or 3 separate harmonics outputs versions.</p> <p><sup>3)</sup> When frequency divider is set to transmit every pulse.</p> <p><sup>4)</sup> See typical power and energy curves for other pulse repetition rates.</p> <p><sup>5)</sup> At the lowest PRR<sub>L</sub> after warm-up under constant environmental conditions.</p> <p><sup>6)</sup> At the lowest PRR<sub>L</sub> under constant environmental conditions.</p> <p><sup>7)</sup> Beam pointing stability is evaluated as a movement of the beam centroid in the focal plane of a focusing element.</p>			



1064 nm

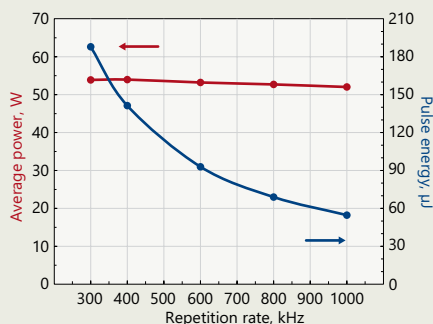


Fig 2. Typical output power and energy curves of Atlantic 50

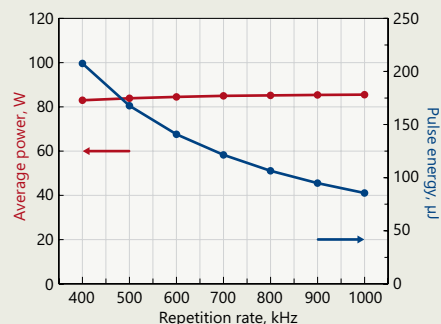


Fig 3. Typical output power and energy curves of Atlantic 80

532 nm

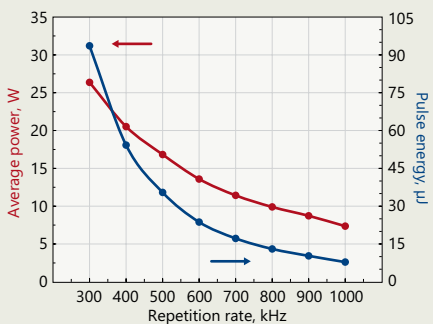


Fig 5. Typical output power and energy curves of Atlantic 50-GR25

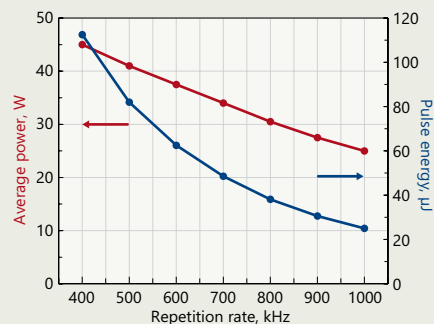


Fig 6. Typical output power and energy curves of Atlantic 80-GR40

355 nm

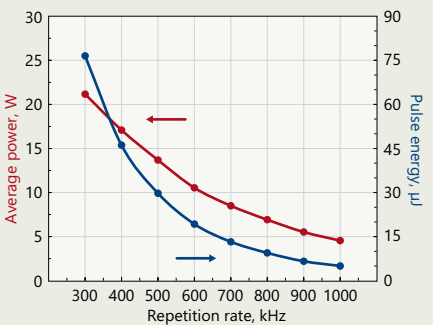


Fig 8. Typical output power and energy curves of Atlantic 50-UV18

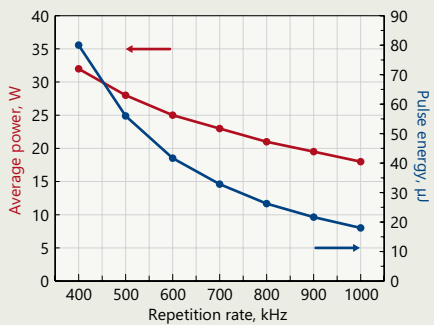
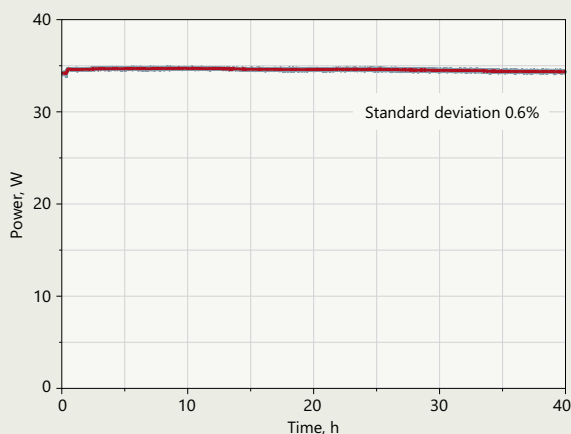
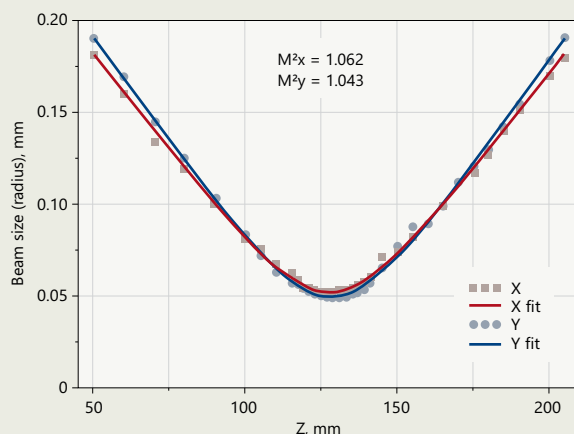


Fig 9. Typical output power and energy curves of Atlantic 80-UV30

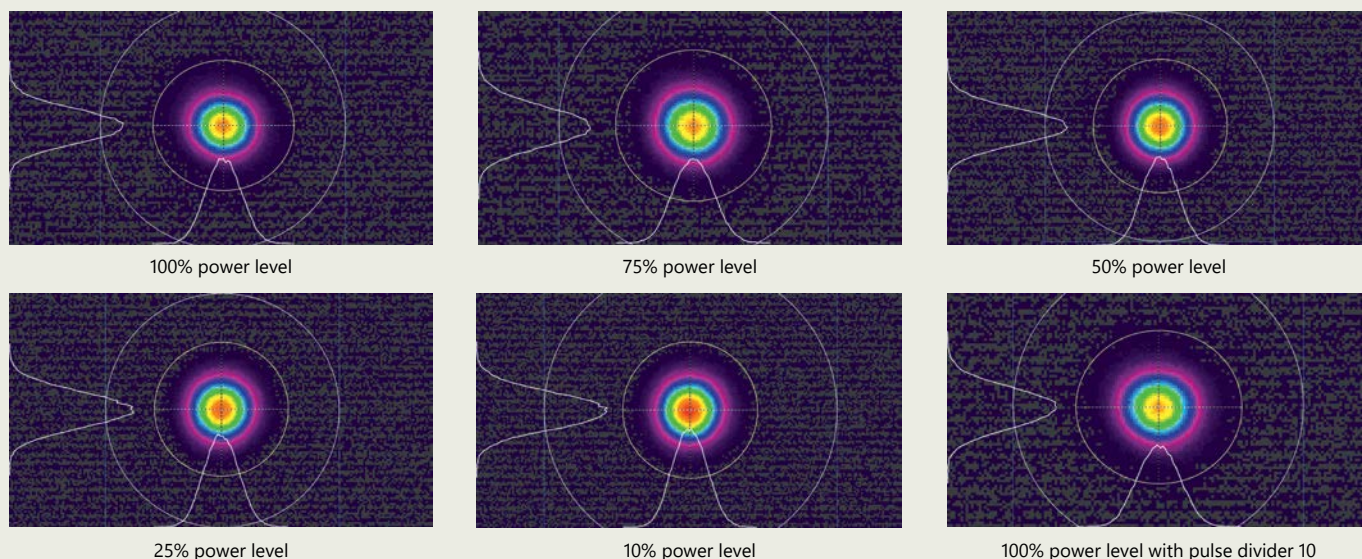
## Stability



**Fig 10.** Typical long term 355 nm output average power stability of Atlantic 80-UV30 under constant environmental conditions



**Fig 11.** Typical  $M^2$  measurement of 355 nm wavelength at 34 W average power, 400 kHz repetition rate (Atlantic 80-UV30)



**Fig 12.** Typical beam profile of 355 nm in far field at 34 W max average power with different attenuation conditions

## Images



Typical view of Atlantic 50, 80 laser head with a single 1064 nm output

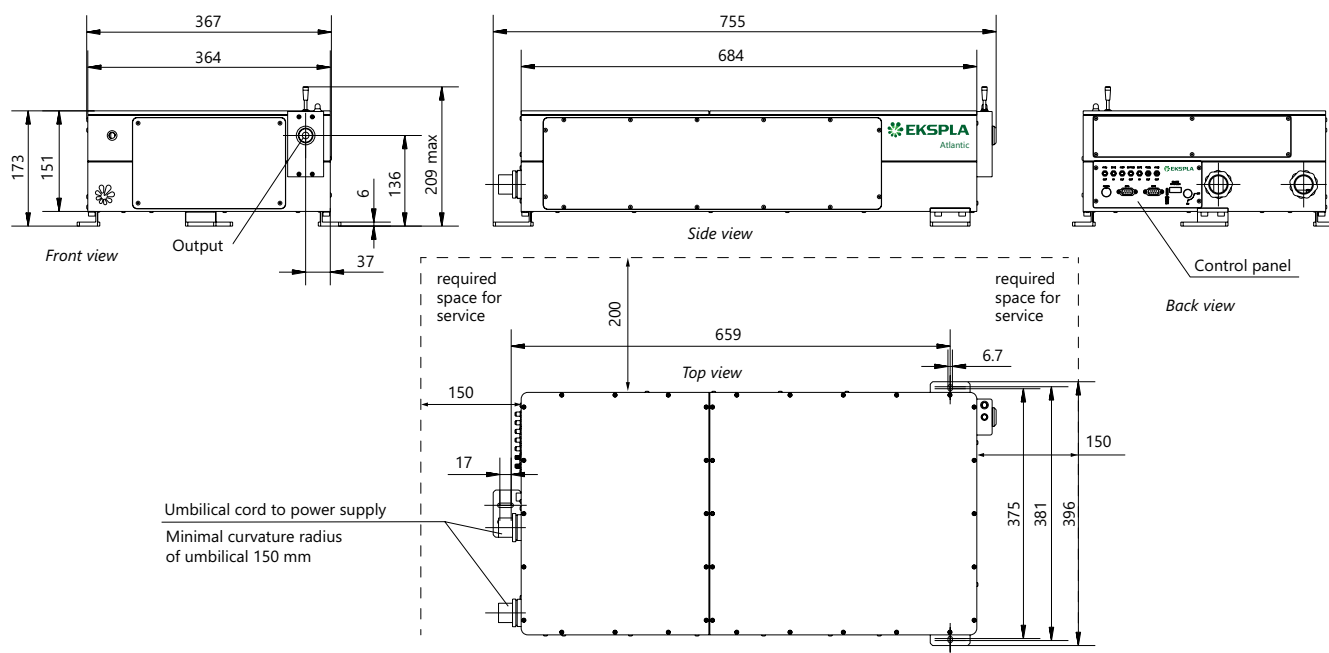


Typical view of Atlantic 50, 80 laser head with two and three outputs

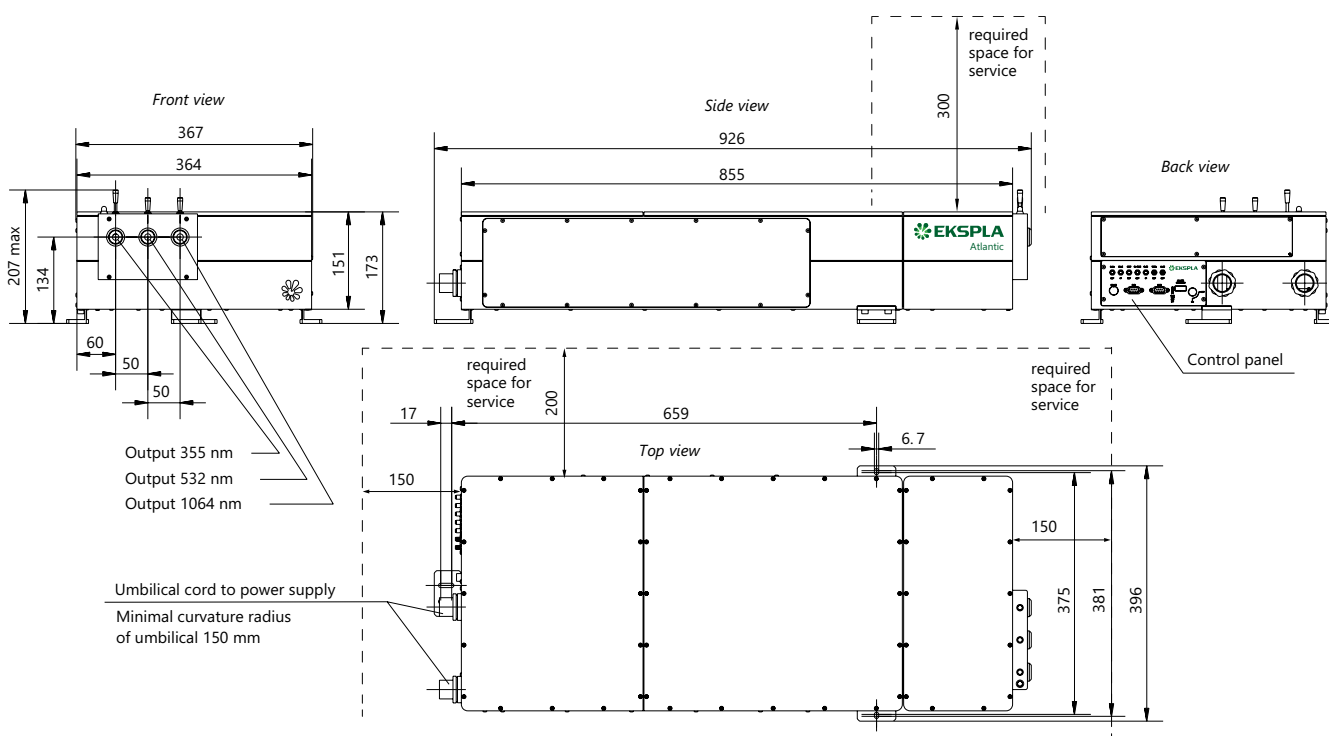


Typical view of Atlantic 50-UV18, 80-UV30 laser head with a single 355 nm output

# Drawings



**Fig 13.** Outline drawings of Atlantic 50, 80 laser head with a single 1064 nm output (dimensions in mm)



**Fig 14.** Outline drawings of Atlantic 50, 80 laser head with two and three outputs (dimensions in mm)

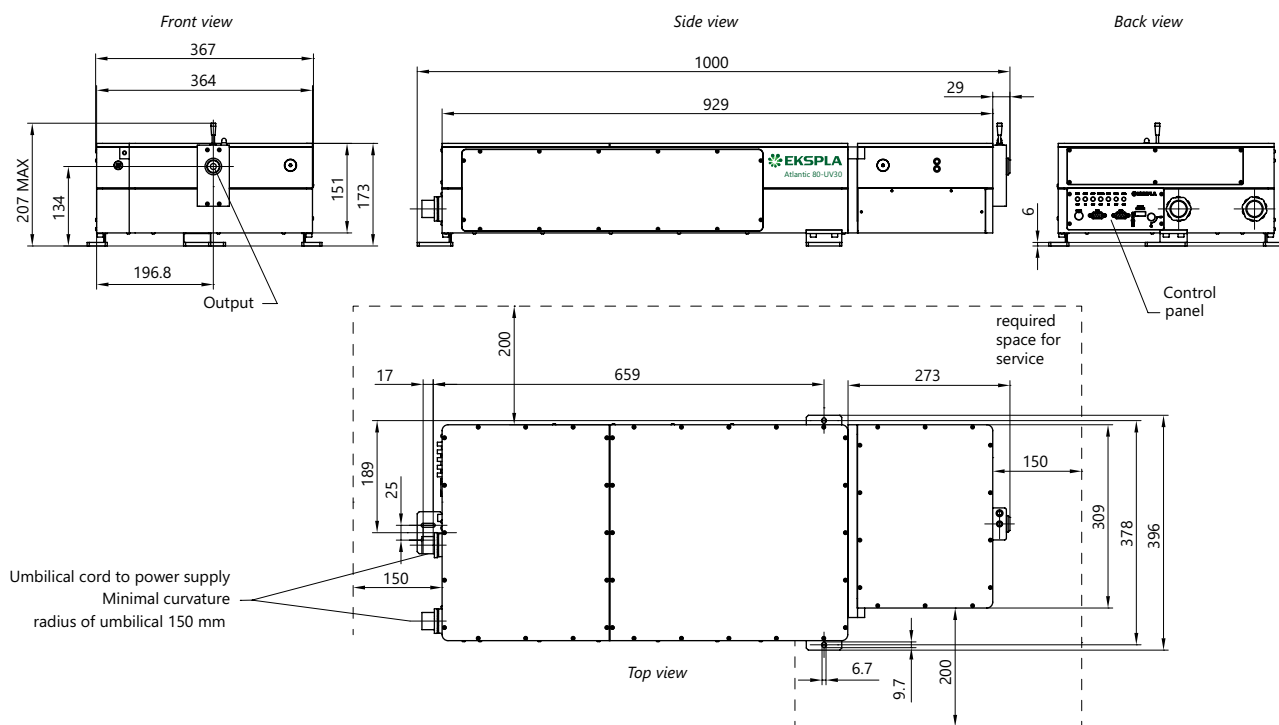


Fig 15. Outline drawings of Atlantic 50-UV18, 80-UV30 laser head with a single 355 nm output (dimensions in mm)

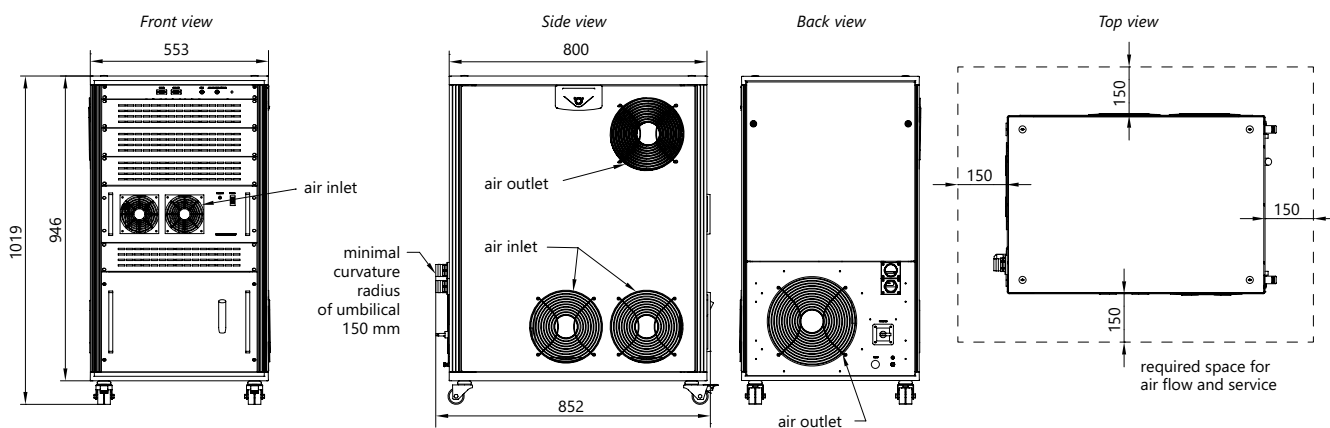


Fig 16. Outline drawings of Atlantic 50, 80 power supply unit (dimensions in mm)

## Ordering information

<b>Atlantic 50-IR-GR25-UV18</b>	
Model	355 nm output max power:
Fundamental wavelength max power:	UV18 → 18 W
50 → 50 W	UV30 → 30 W
80 → 80 W	532 nm output max power:
1064 nm output (only for models with multiple outputs)	GR25 → 25 W
	GR40 → 40 W