

fs

Industrial  
Femtosecond  
Lasers

# FemtoLux 3

## Applications

- / Inner volume marking of transparent materials
- / Marking and structuring
- / Micromachining of brittle materials
  - / Photopolymerization
- / Ophthalmologic surgery
  - / Biological Imaging
- / Pumping of femtosecond OPO/OPA
  - / Microscopy



# Microjoule Class Femtosecond Industrial Lasers

## FemtoLux 3

**FemtoLux 3 is a modern femtosecond fiber laser aimed for both R&D use and industrial integration.**

Tunable pulse duration in a range of 300 fs – 2.5 ps, adjustable pulse repetition rate up to 7 MHz and adjustable pulse energy up to 3  $\mu\text{J}$  allows optimization of laser parameters for the desired application. These include marking and volume structuring of transparent materials, photopolymerization, biological imaging, nonlinear microscopy and many others. To expand the scope of applications even further this laser can be equipped with a second harmonics module.

With burst mode enabled, FemtoLux 3 can generate bursts of pulses with energy above 10  $\mu\text{J}$  which can significantly improve the efficiency of processes.

Having a rigid, compact, passive air-cooled laser head FemtoLux 3 can be integrated with different equipment, be it laser equipment for material micro-processing, microscopy or any other research equipment.



FemtoLux 3 laser with control unit

## Features

Output power  
**3 W at 1030 nm,  
1.2 W at 515 nm**

Up to **3  $\mu\text{J}$ /pulse** and  
**10  $\mu\text{J}$ /burst** (at 1030 nm)

Up to **1.2  $\mu\text{J}$ /pulse** and  
**5  $\mu\text{J}$ /burst** (at 515 nm)

**< 300 fs ... 2.5 ps**  
tunable pulse duration

**$M^2 < 1.2$**

Versatile laser control and  
synchronisation capabilities

Up to 5 MHz (**7 MHz** optional)  
pulse repetition rate

Smart triggering for  
synchronous operation with  
polygon scanner and PSO

Instant amplitude control

Passive air cooling of the laser  
head

24/7 operation

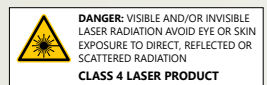
	Output power	Pulse energy	Burst mode
At 1030 nm	3 W	3 $\mu\text{J}$	10 $\mu\text{J}$
At 515 nm	1.2 W	1.2 $\mu\text{J}$	5 $\mu\text{J}$



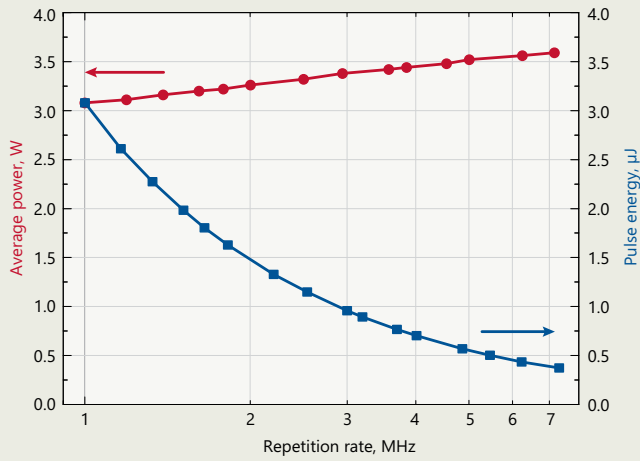
Learn more  
about FemtoLux 3  
[www.ekspla.com](http://www.ekspla.com)

## Specifications <sup>1)</sup>

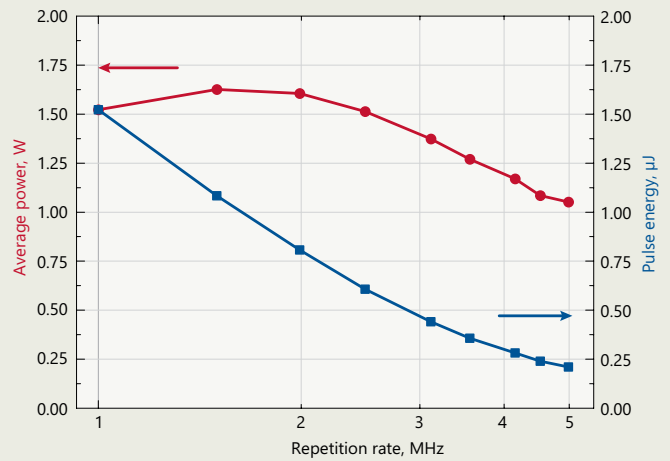
Model		FemtoLux 3
<b>Main specifications</b>		
Central wavelength	fundamental	1030 nm
	with second harmonic option	515 nm
Minimal pulse duration (FWHM) at 1030 nm		< 300 fs (typical ~230 fs)
Pulse duration tuning range		300 fs – 2.5 ps
Maximal average output power <sup>2)</sup>	at 1030 nm	> 3 W
	at 515 nm	> 1.2 W
Power long term stability (Std. dev.) <sup>3)</sup>		≤ 0.5 %
Maximal pulse energy <sup>2)</sup>	at 1030 nm	> 3 μJ
	at 515 nm	> 1.2 μJ
Pulse energy stability (Std. dev.) <sup>4)</sup>		< 2 %
Pulse repetition rate (PRR) <sup>5)</sup>		1 – 5 MHz, 7 MHz optional
Pulse repetition frequency (PRF) after frequency divider		PRF = PRR / N, N=1, 2, 3, ... , 65000; single shot
External pulse gating		via TTL input
Burst mode <sup>6)</sup>		1 – 10 pulses
Max burst energy	at 1030 nm	> 10 μJ
	at 515 nm	> 5 μJ
Burst shape control		via analog input
Power attenuation		0 – 100 % from remote control application or via analog input
Polarization orientation		linear, vertical
Polarization extinction ratio		> 1000:1
M <sup>2</sup>		< 1.2
Beam divergence (full angle)		< 1.0 mrad
Beam ellipticity (far field)		> 0.85
Beam pointing stability (pk-to-pk) <sup>7)</sup>		< 30 μrad
Beam diameter (1/e <sup>2</sup> ) at 36 cm distance from laser aperture	at 1030 nm	2.0 ± 0.3 mm
	at 515 nm	1.0 ± 0.2 mm
<b>Operating requirements</b>		
Mains requirements		100–240 V AC, single phase 47–63 Hz
Maximal power consumption		< 500 W
Operating ambient temperature		15 – 30 °C
Relative humidity		10 – 80 % (non-condensing)
Air contamination level		ISO 9 (room air) or better
<b>Physical characteristics</b>		
Cooling of the laser head		air, passive
Laser head size (L×W×H)	at 1030 nm	459.5 × 362 × 111 mm
	at 515 nm	615.3 × 362 × 139 mm
Power supply unit size (L×W×H)	stand-alone	496 × 483 × 184 mm
	19" rack mountable	548 × 483 × 184 mm
Umbilical length		5 m
<b>Classification</b>		
Classification according EN60825-1		CLASS 4 laser product
<p><sup>1)</sup> Due to continuous improvement, all specifications are subject to change without notice. Parameters marked typical are not specifications. They are indications of typical performance and will vary with each unit we manufacture.</p> <p><sup>2)</sup> See typical power and energy curves for other pulse repetition rates at Fig 1, Fig 2. and Fig 4.</p> <p><sup>3)</sup> At 1 MHz PRR during 24 h of operation after warm-up under constant environmental conditions.</p> <p><sup>4)</sup> At 1 MHz PRR under constant environmental conditions.</p> <p><sup>5)</sup> When pulse picker is set to transmit every pulse.</p> <p><sup>6)</sup> Pulse separation inside the burst is about 20 ns.</p> <p><sup>7)</sup> Beam pointing stability is evaluated as a movement of the beam centroid in the focal plane of a focusing element.</p>		



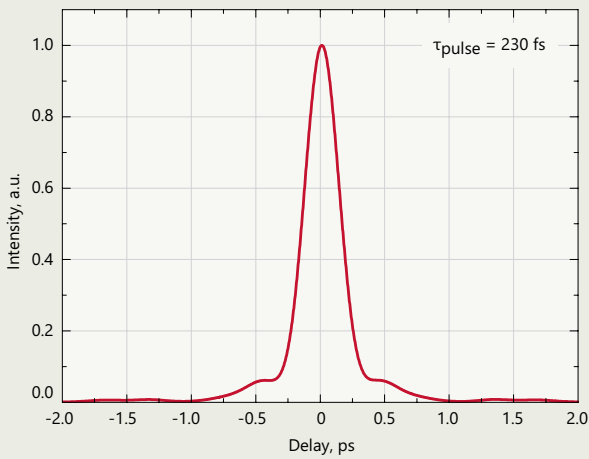
## Performance



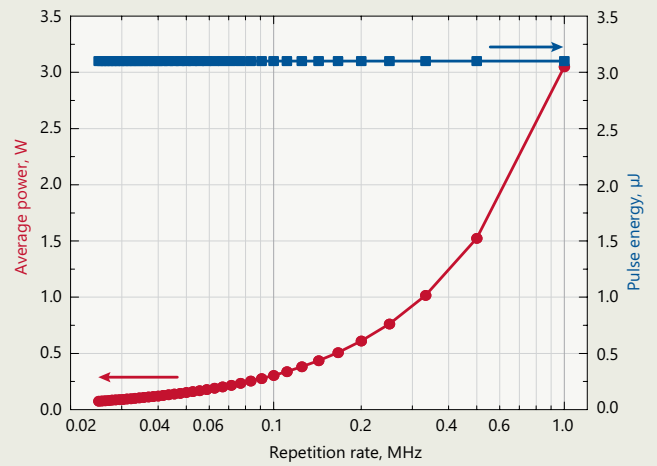
**Fig 1.** Typical dependence of output power and pulse energy of FemtoLux 3 laser at 1030 nm when changing internal repetition rate of the laser



**Fig 2.** Typical dependence of output power and pulse energy of FemtoLux 3 laser at 515 nm on pulse repetition rate

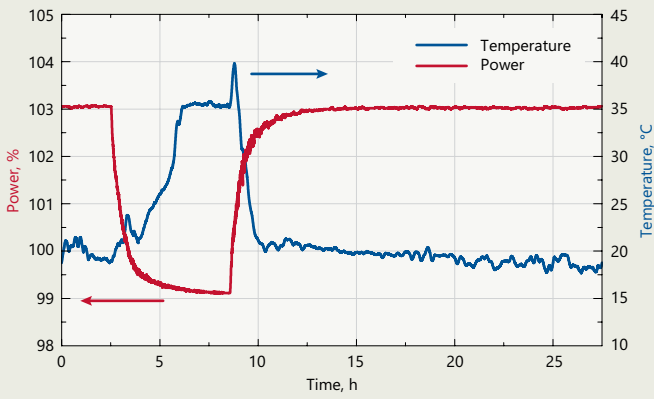


**Fig 3.** Typical FemtoLux 3 laser (at 1030 nm) output pulse autocorrelation function at 3 μJ pulse energy. Calculated pulse duration is 230 fs

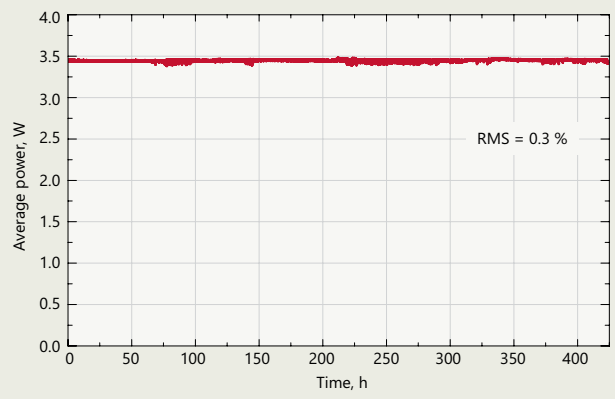


**Fig 4.** Typical dependence of output power and pulse energy of FemtoLux 3 laser at 1030 nm when repetition rate is reduced by pulse picker. Internal repetition rate of the laser in this case is 1 MHz

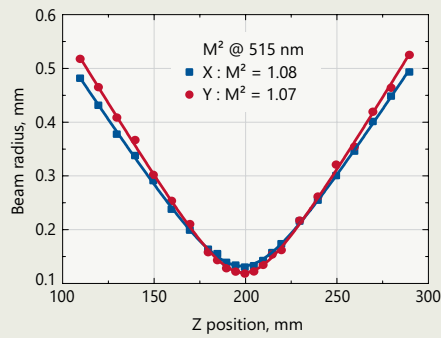
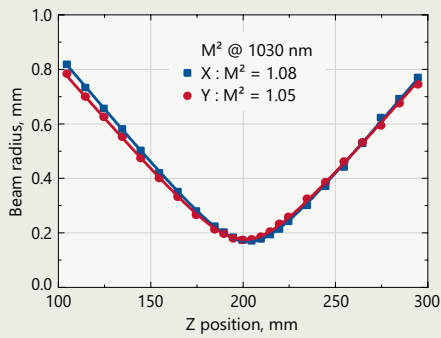
## Stability




**Fig 5.** Average output power dependence on ambient temperature at 1030 nm



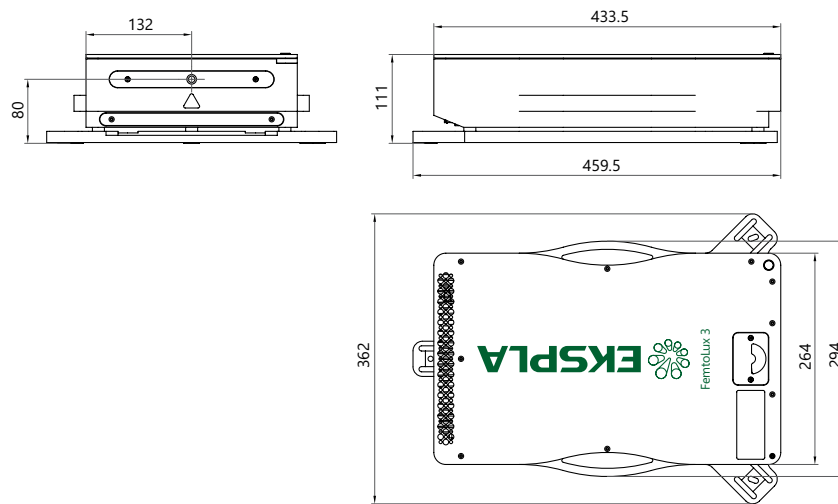
**Fig 6.** Typical long term average output power stability of FemtoLux 3 laser at 1030 nm under constant environmental conditions



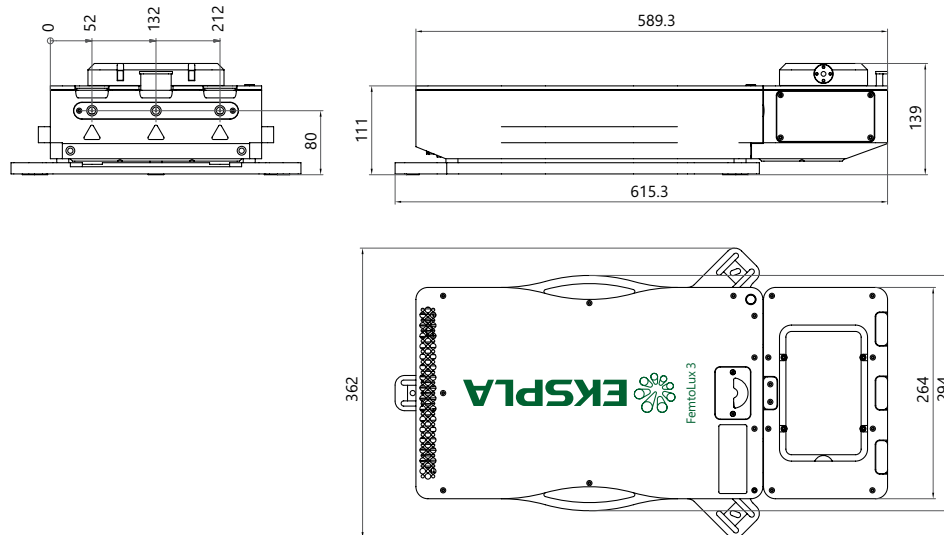
**Fig 7.** Typical M<sup>2</sup> measurement of FemtoLux 3 at 1030 nm (left) and 515 nm (right)



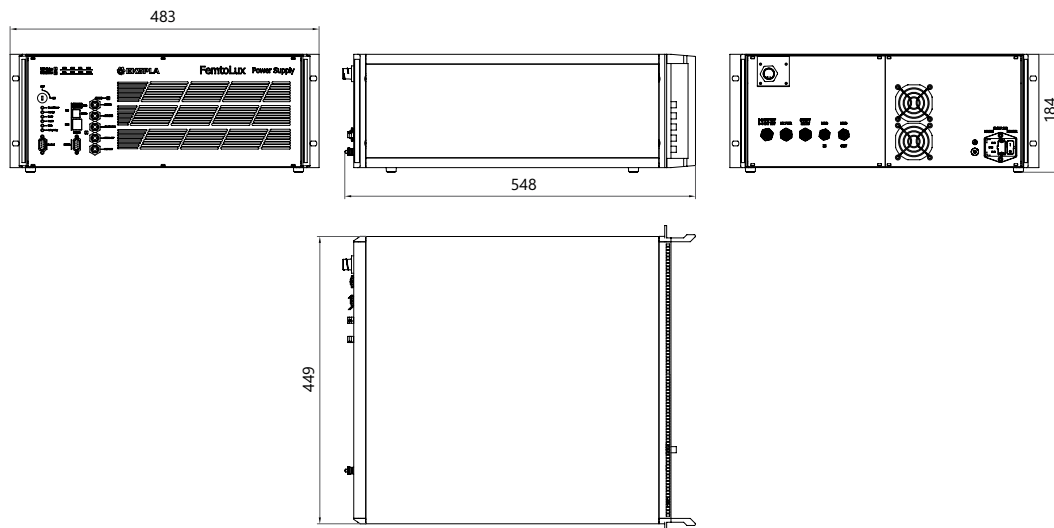
**Fig 8.** Typical beam profiles along propagation axis of FemtoLux 3 series laser



**Fig 10.** Outline drawings of FemtoLux 3 laser head



**Fig 11.** Outline drawings of FemtoLux 3 laser head with second harmonic option



**Fig 12.** Outline drawings of FemtoLux 3 power supply and control unit