

NL200 SERIES



NL200 series DPSS Q-switched nanosecond lasers offer high pulse energy at kHz repetition rates. End-pumped design makes this laser compact and easy to integrate. Harmonic generation modules for 532 nm, 355 nm, 266 nm and 213 nm wavelengths can be combined into one module, easily attached to the laser frame.

Featuring short pulse duration, variable repetition rate and external TTL triggering, nanosecond diode pumped NL200 series Q-switched lasers are excellent cost effective sources for specific applications like

pulsed laser deposition, ablation through mask or intravolume marking of transparent materials, when higher pulse energy is required. Excellent energy stability and a wide range of wavelength options make this laser a perfect tool for spectroscopy and remote sensing applications.

Mechanically stable and hermetically sealed design ensures reliable operation and long lifetime of laser components.

Compact Q-switched DPSS Lasers

FEATURES

- ▶ Up to **4 mJ** pulse energy at **1064 nm**
- ▶ Up to **2500 Hz** variable repetition rate
- ▶ **532 nm, 355 nm, 266 nm, 213 nm** wavelengths as standard options
- ▶ **<7 ns** pulse duration at 1064 nm
- ▶ Electro-optical Q-switching
- ▶ Turn-key operation
- ▶ Sealed cavity
- ▶ Extremely compact size
- ▶ Simple and robust
- ▶ Air cooled
- ▶ External TTL triggering
- ▶ Remote control via USB/CAN
- ▶ Remote control pad

APPLICATIONS

- ▶ Spectroscopy
- ▶ OPO pumping
- ▶ Remote sensing
- ▶ Material processing
- ▶ Marking
- ▶ Micromachining
- ▶ Engraving
- ▶ Laser deposition
- ▶ Laser cleaning
- ▶ Ablation

SPECIFICATIONS ¹⁾

Model	NL201 ²⁾	NL202 ³⁾	NL204 ⁴⁾	NL204-1K
Pulse energy				
at 1064 nm	0.9 mJ	2.0 mJ	4.0 mJ	4.0 mJ
at 532 nm	0.3 mJ	0.9 mJ	2.0 mJ	2.0 mJ
at 355 nm	0.2 mJ	0.6 mJ	1.3 mJ	1.3 mJ
at 266 nm	0.08 mJ	0.2 mJ	0.6 mJ	0.6 mJ
at 213 nm	0.04 mJ	0.1 mJ	0.2 mJ	0.2 mJ
Pulse to pulse energy stability (StdDev) ⁵⁾				
at 1064 nm	<0.5 %	<0.5 %	<0.5 %	<0.5 %
at 532 nm	2.5 %	2.5 %	2.5 %	2.5 %
at 355 nm	3.5 %	3.5 %	3 %	3 %
at 266 nm	4 %	4 %	3.5 %	3.5 %
at 213 nm	5 %	5 %	5 %	5 %
Typical pulse duration ⁶⁾	<7 ns	<9 ns	<8 ns	<8 ns
Power drift ⁷⁾	± 2 %			
Pulse repetition rate ⁸⁾	10–2500 Hz	10–1000 Hz	10–500 Hz	500–1000 Hz
Beam spatial profile	TEM ₀₀			
Ellipticity	0.9–1.1 at 1064 nm			
M ²	<1.3			
Beam divergence ⁹⁾	<3 mrad			
Polarization	linear, 1064 nm, 355 nm, 266 nm – horizontal, 532 nm – vertical, >100:1			
Typical beam diameter ¹⁰⁾	0.6 mm	0.7 mm	0.7 mm	0.7 mm
Beam pointing stability ¹¹⁾	<10 μrad			
Optical jitter (StdDev) ¹²⁾	<0.4 ns rms			

PHYSICAL CHARACTERISTICS	
Laser head (W × L × H) ¹³⁾	164 × 320 × 93 mm
Power supply unit (W × L × H)	340 × 365 × 290 mm
Umbilical length ¹⁴⁾	2.5 m

OPERATING REQUIREMENTS	
Cooling	air cooled
Ambient temperature	18–30 °C
Relative humidity	10–80 % (non-condensing)
Power requirements	85–264 V AC, single phase, 47–63 Hz
Power consumption	<600 W

¹⁾ Due to continuous improvement, all specifications are subject to change without notice. Parameters marked typical are not specifications. They are indications of typical performance and will vary with each unit we manufacture. Unless stated otherwise all specifications are measured at 1064 nm.
²⁾ Unless stated otherwise all specifications are measured at 2500 Hz pulse repetition rate.
³⁾ Unless stated otherwise all specifications are measured at 1000 Hz pulse repetition rate.
⁴⁾ Unless stated otherwise all specifications are measured at 500 Hz pulse repetition rate.
⁵⁾ Averaged from 1000 pulses at 1064 nm.
⁶⁾ FWHM at 1064 nm.

⁷⁾ Over 8 hour period when ambient temperature variation is less than ±2 °C.
⁸⁾ In internal triggering mode. In external triggering mode, pulses are available from single shot.
⁹⁾ Full angle measured at the 1/e² level at 1064 nm.
¹⁰⁾ Beam diameter is measured at 1064 nm at the 1/e² level.
¹¹⁾ RMS value measured from 300 shots.
¹²⁾ Respect to Q-switch trigger pulse.
¹³⁾ Without optional harmonics module.
¹⁴⁾ Up to 10 m is available on separate request.



PERFORMANCE

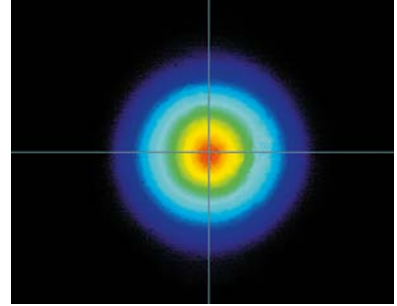
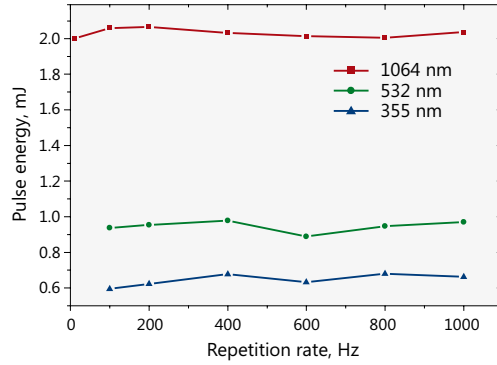


Fig 1. Typical performance data of model NL202 laser

Fig 2. Typical beam intensity profile in the far field

OUTLINE DRAWINGS

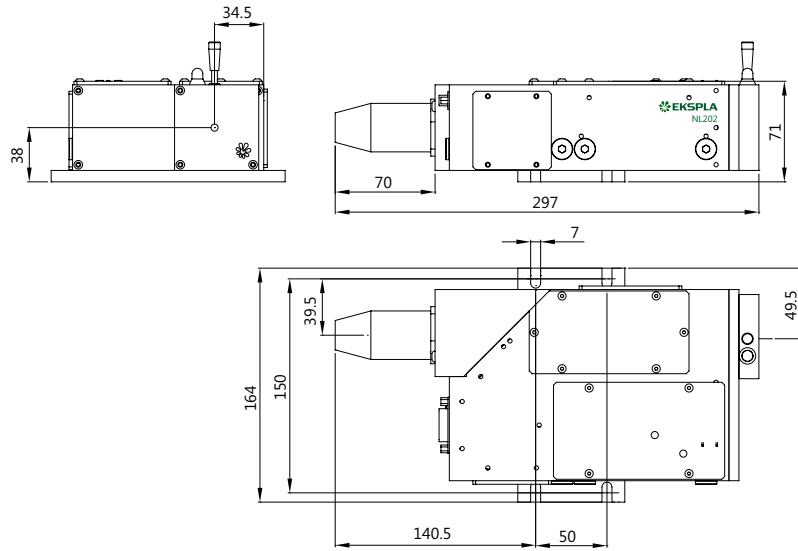


Fig 3. NL202 laser head drawing

ORDERING INFORMATION

